

AC/DC Current Probe

TCP0150 Datasheet



The TCP0150 is a high performance and easy-to-use 150 A AC/DC current probe designed for use and direct connection to the TekVPI™ probe interface.

Key performance specifications

- DC to 20 MHz bandwidth
- 150 A_{RMS} maximum current capability
- 500 a peak pulse current capability
- High accuracy with typically less than 1% DC gain error
- Accurately measures current levels as low as 5 mA

Key features

- Easy-to-Use and accurate AC/DC current measurements
- Connects directly to oscilloscopes with the TekVPI™ probe interface

- Low noise and DC drift
- Provides automatic units scaling and readout on the oscilloscope's display
- Remote GPIB/USB probe control through the oscilloscope
- Split-core probe head construction allows easy connection to conductors
- Easy to degauss and autozero
- Setup controls and probe status and diagnostic indicators are provided on both the probe hardware and through an Easy-to-Access scope UI display menu

Applications

- Power supplies
- Semiconductor devices
- Power inverters/converters
- Electronic ballasts
- Industrial/consumer electronics
- Motor drives
- Transportation systems

This AC/DC current measurement probe provides 20 MHz of frequency bandwidth with selectable range control for 25 A and 150 A measurement ranges. It also provides low-current measurement capability and accuracy to current levels as low as 5 mA per division — important for achieving broad dynamic current range of high-level and low-level measurement signals.

Specifications

All specifications are guaranteed unless noted otherwise. All specifications apply to all models unless noted otherwise.

Warranted characteristics

Bandwidth	DC to ≥ 20 MHz (-3 dB). Derate with frequency. See Figure 1. (Calculated from Rise Time $BW = .35/\text{Rise Time}$)
Rise time	≤ 17.5 ns
Max RMS current	150 A
Max peak pulse current	500 A
Minimum sensitivity	5 mA (on oscilloscope's 1 mV/div setting) AC coupling (on oscilloscopes that support AC/DC coupling)
Current ranges	25 A and 150 A
Max bare-wire voltage	600 V _{RMS} CAT I and II 300 V _{RMS} CAT III

Typical characteristics

DC accuracy	$\pm 1\%$ typical (3% warranted)
Max amp-second product	
25 A range	3,000 a μ s
150 A range	15,000 a μ s
Insertion impedance	0.03 Ω at 1 MHz 0.075 Ω at 5 MHz .125 at 10 MHz .3 at 20 MHz
Signal delay	≈ 21 ns
Displayed RMS noise	≤ 500 μ A _{RMS} (probe only)

Physical characteristics

Cable length	2 meters (79 in.)
Probe head size	
Length	26.8 cm (10.55 in.)
Width	4.1 cm (1.6 in.)
Height	15.6 cm (6.13 in.)
Max conductor diameter	21 mm x 25 mm (0.83 in. x 1.0 in.)

Physical characteristics

Shipping weight	.7865 kg (1.734 lb.)
Power requirements	TCP0150 is powered directly by oscilloscopes with the TekVPI interface

Environmental

Temperature

Operating	0 °C to +50 °C
Nonoperating	-40 °C to +75 °C

Humidity

Operating	5% to 95% RH (Relative humidity) at up to +30 °C 5% to 85% RH above 30 °C up to +50 °C, noncondensing
Nonoperating	5% to 95% RH (Relative humidity) at up to +30 °C 5% to 85% RH above 30 °C up to +75 °C, noncondensing

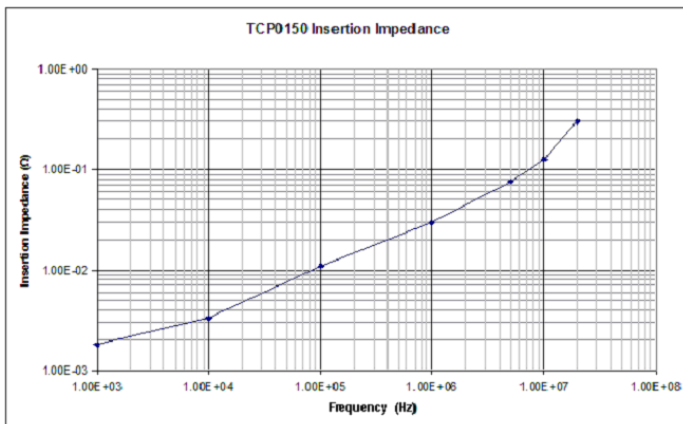
Altitude

Operating	Up to 2,000 meters (6,560 feet)
Nonoperating	Up to 12,000 meters (40,000 feet)

Recommended oscilloscopes

Oscilloscopes with the TekVPI probe interface.

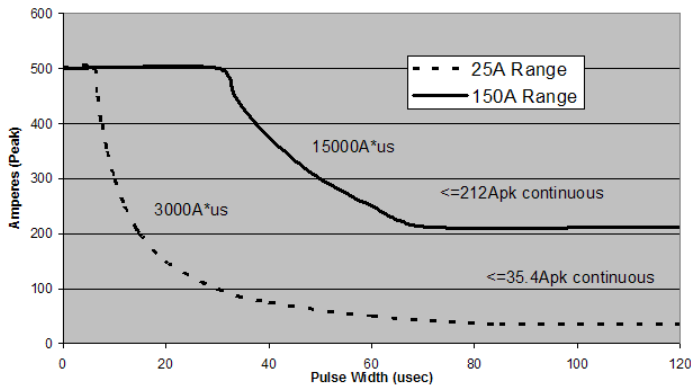
Note: For best probe support, download and install the latest version of the oscilloscope software from www.tek.com/software/downloads



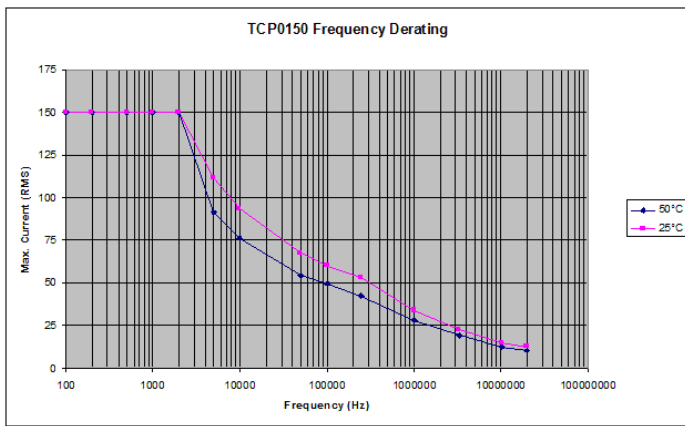
TCP0150 insertion impedance

Recommended oscilloscopes

TCP0150 Max Peak Pulse vs PW



TCP0150 Max Peak Pulse versus PW



Do not apply currents greater than the max continuous current for more than 10 seconds to minimize heating effects.

Ordering information

Models

TCP0150 AC/DC current probe with TekVPI interface.

Includes: protective cover (016-1924-xx), and certificate of traceable calibration and data standard.

Options

Language options

Opt. L0	English manual
Opt. L5	Japanese manual
Opt. L7	Simplified Chinese manual
Opt. L9	Korean manual

Service options

Opt. CA1	Single Calibration or Functional Verification
Opt. C3	Calibration Service 3 Years
Opt. C5	Calibration Service 5 Years
Opt. D3	Calibration Data Report 3 Years (with Opt. C3)
Opt. D5	Calibration Data Report 5 Years (with Opt. C5)
Opt. R3	Repair Service 3 Years (including warranty)
Opt. R5	Repair Service 5 Years (including warranty)
Opt. SILV600	Standard warranty extended to 5 years

Recommended accessories

015-0601-50	Current loop, 1 turn, 50 Ω with BNC connector used for performance verification
067-1701-xx	TekVPI calibration fixture
067-1686-xx	Cal/Deskew fixture for DPO7000/70000 series



Tektronix is registered to ISO 9001 and ISO 14001 by SRI Quality System Registrar.



Product(s) complies with IEEE Standard 488.1-1987, RS-232-C, and with Tektronix Standard Codes and Formats.

ASEAN / Australasia (65) 6356 3900
Belgium 00800 2255 4835*
Central East Europe and the Baltics +41 52 675 3777
Finland +41 52 675 3777
Hong Kong 400 820 5835
Japan 81 (3) 6714 3010
Middle East, Asia, and North Africa +41 52 675 3777
People's Republic of China 400 820 5835
Republic of Korea +822 6917 5084, 822 6917 5080
Spain 00800 2255 4835*
Taiwan 886 (2) 2656 6688

Austria 00800 2255 4835*
Brazil +55 (11) 3759 7627
Central Europe & Greece +41 52 675 3777
France 00800 2255 4835*
India 000 800 650 1835
Luxembourg +41 52 675 3777
The Netherlands 00800 2255 4835*
Poland +41 52 675 3777
Russia & CIS +7 (495) 6647564
Sweden 00800 2255 4835*
United Kingdom & Ireland 00800 2255 4835*

Balkans, Israel, South Africa and other ISE Countries +41 52 675 3777
Canada 1 800 833 9200
Denmark +45 80 88 1401
Germany 00800 2255 4835*
Italy 00800 2255 4835*
Mexico, Central/South America & Caribbean 52 (55) 56 04 50 90
Norway 800 16098
Portugal 80 08 12370
South Africa +41 52 675 3777
Switzerland 00800 2255 4835*
USA 1 800 833 9200

* European toll-free number. If not accessible, call: +41 52 675 3777

For Further Information. Tektronix maintains a comprehensive, constantly expanding collection of application notes, technical briefs and other resources to help engineers working on the cutting edge of technology. Please visit www.tek.com.

Copyright © Tektronix, Inc. All rights reserved. Tektronix products are covered by U.S. and foreign patents, issued and pending. Information in this publication supersedes that in all previously published material. Specification and price change privileges reserved. TEKTRONIX and TEK are registered trademarks of Tektronix, Inc. All other trade names referenced are the service marks, trademarks, or registered trademarks of their respective companies.



11 Feb 2016 51W-20815-5

www.tek.com

Tektronix[®]

